

Education

- 1 Educational Attainment1**
 - 1.1 Educational Attainment, U.S. and Hampton Roads1
 - 1.2 Population with a Bachelor’s Degree or Higher, Hampton Roads and Reference MSAs . . .1
- 2 Post-Secondary Awards2**
 - 2.1 Degrees by Award Type, Hampton Roads Institutions2
 - 2.2 Degrees Awarded, Virginia and Hampton Roads Institutions2
- 3 Post-Secondary Enrollments3**
 - 3.1 Undergraduate Enrollments, Hampton Roads Institutions3
 - 3.2 Change in Undergraduate Enrollments, Virginia and Hampton Roads Institutions3

Educational Attainment

Educational Attainment, U.S. and Hampton Roads

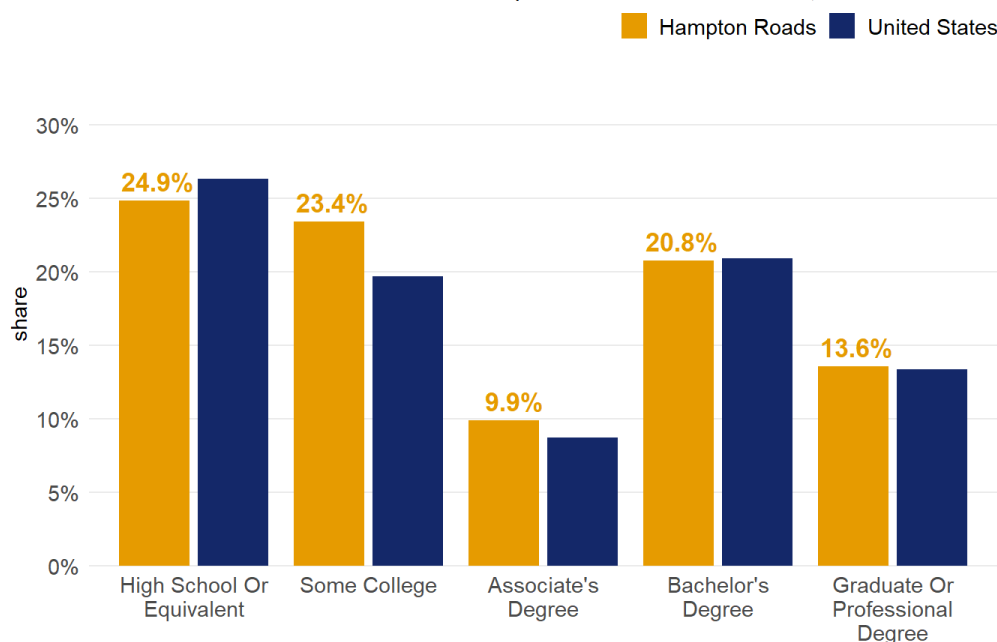
Why is it important?

Higher levels of educational attainment are associated with higher wages, can be an excellent path to economic growth, and allows for greater flexibility in the regional labor market.

How are we doing?

The five-year estimates for 2022 show the share of adults with a bachelor's and graduate or professional degree in Hampton Roads in line with the national average. Hampton Roads had a higher percentage of people with an associate's degree and some college compared to the nation.

Educational Attainment of Population 25 Years and Older, 2022



Source: U.S. Census Bureau ACS 5-Year estimates and HRPDC.

Population with a Bachelor's Degree or Higher, Hampton Roads and Reference MSAs

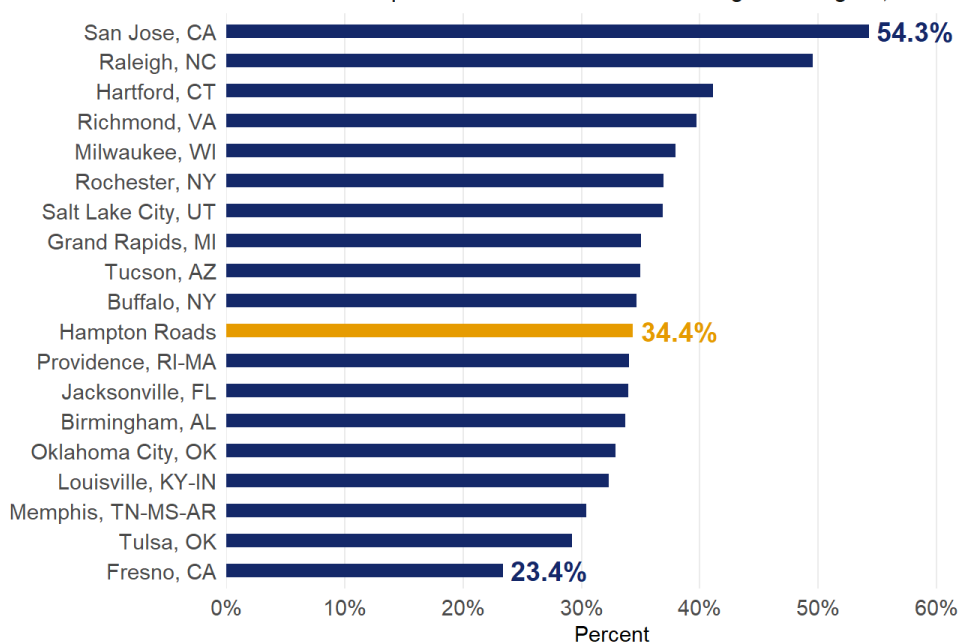
Why is it important?

The educational attainment of a region's residents is a key factor in shaping the region's workforce competitiveness, overall well-being, and potential for economic growth.

How are we doing?

Hampton Roads ranked eleventh among reference MSAs in the share of adults with a bachelor's degree or higher, lagging behind some nearby higher-performing regions in attracting and retaining highly educated talent.

Percent of Population 25+ With Bachelor's Degree or Higher, 2022



Source: U.S. Census Bureau ACS 5-Year estimates and HRPDC.

Post-Secondary Awards

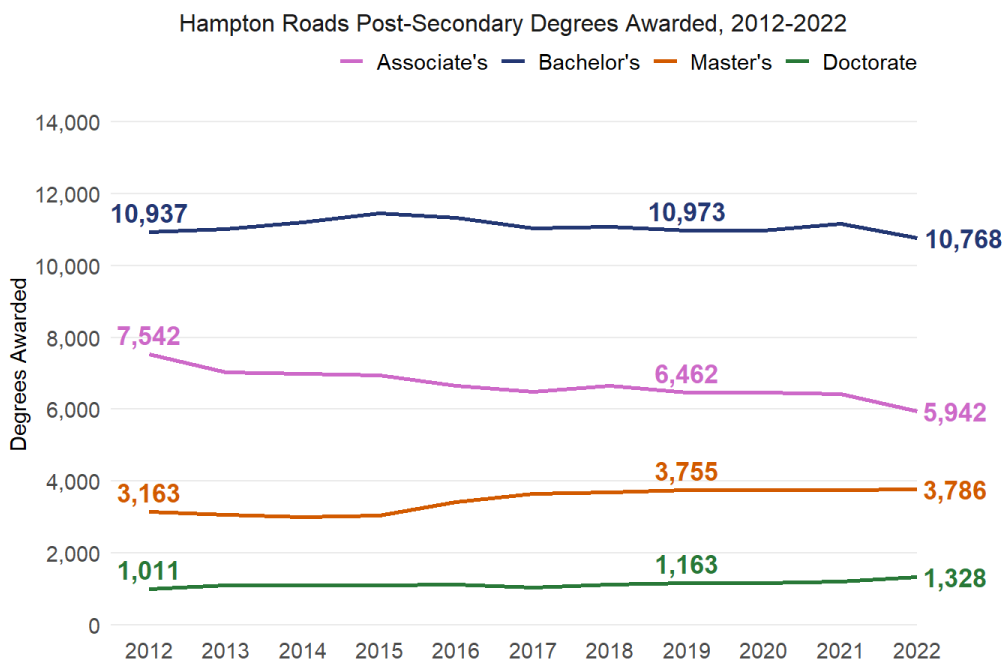
Degrees by Award Type, Hampton Roads Institutions

Why is it important?

Trends in the number of degrees awarded are a key performance measure of the region's post-secondary education sector. A higher number of degrees awarded can also help build a larger talent pool for the region to attract and retain skilled workers.

How are we doing?

The number of degrees awarded by institutions in the region decreased slightly in the decade prior to the pandemic. From 2020 to 2022, bachelor and associate degrees awarded decreased while the number of master's and doctorate degrees increased.



Source: IPEDS College Completions by 2-digit CIP and HRPDC. Virginia portion of the Hampton Roads MSA. Year reflects the academic year.

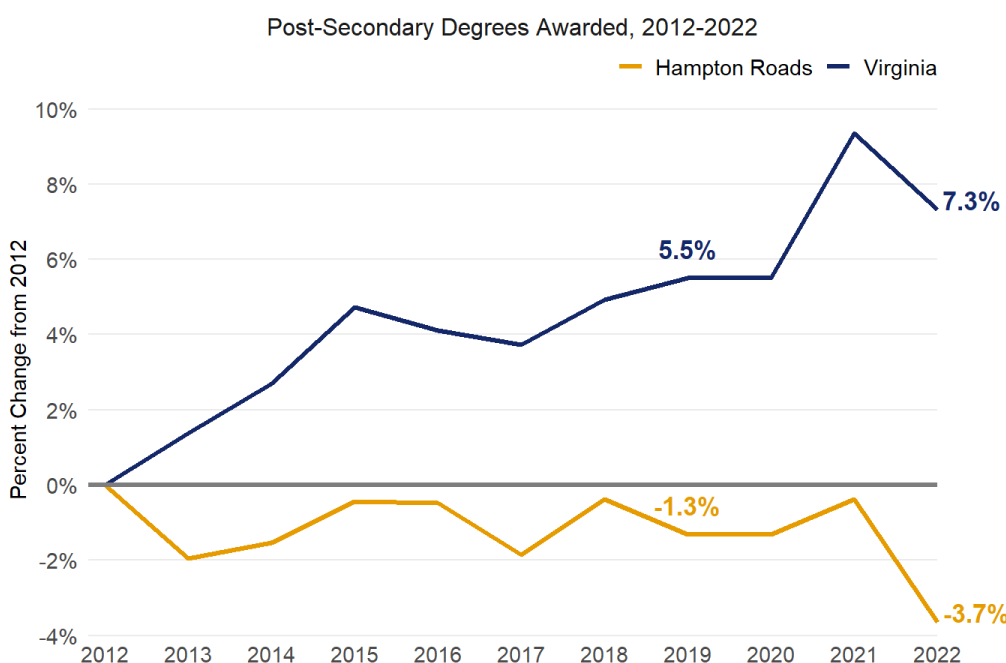
Degrees Awarded, Virginia and Hampton Roads Institutions

Why is it important?

Tracking trends in total degrees from post-secondary institutions in the region against those at the state level offers a benchmark for evaluating the performance of the region's post-secondary education sector.

How are we doing?

Degrees awarded from Hampton Roads institutions steadily declined in the decade leading up to the pandemic, while those across Virginia consistently increased. Both the region and the state experienced a sharp drop in awards during the 2022 academic year.



Source: IPEDS College Completions by 2-digit CIP and HRPDC. Virginia portion of the Hampton Roads MSA. Estimates reflect degrees awarded at post-secondary degree granting institutions by academic year

Post-Secondary Enrollments

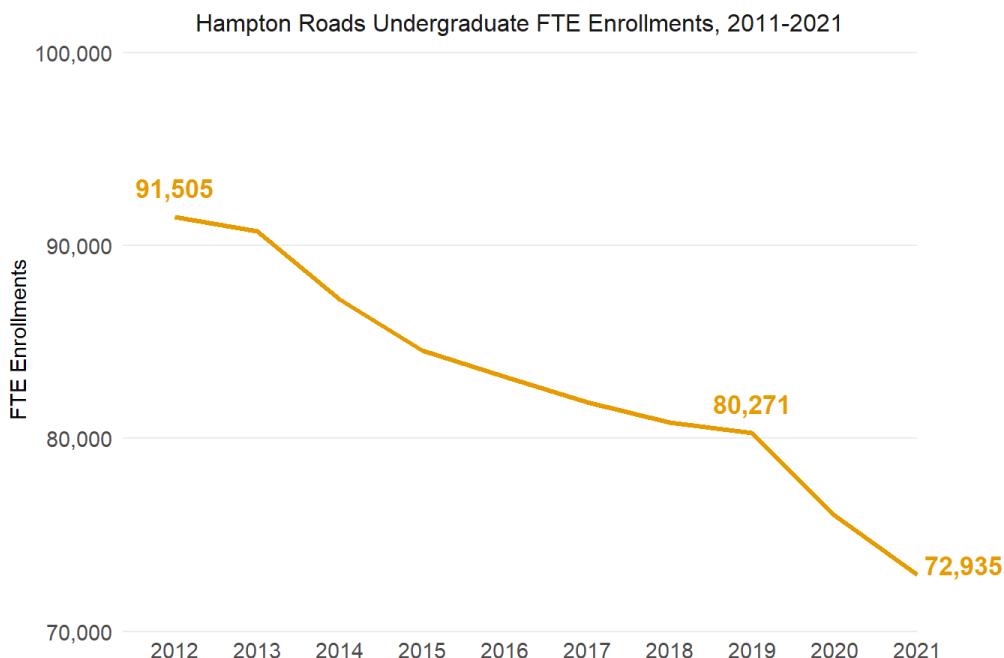
Undergraduate Enrollments, Hampton Roads Institutions

Why is it important?

Undergraduate FTE (full-time equivalent) enrollments provide a standardized measure that accounts for both full-time and part-time undergraduate students at post-secondary institutions. As the college-aged population declines nationwide, competition among institutions for students is likely to increase.

How are we doing?

Mirroring national trends, the decline in FTE undergraduate enrollments in the region during the 2010s was further exacerbated by the pandemic. While a rebound is anticipated in the 2022 estimates, the longer-term trend of declining enrollments is likely to persist.



Source: IPEDS Enrollment—Full-time equivalent and HRPDC. Virginia portion of the Hampton Roads MSA. Estimate: reflect enrollments at post-secondary degree granting institutions by academic year.

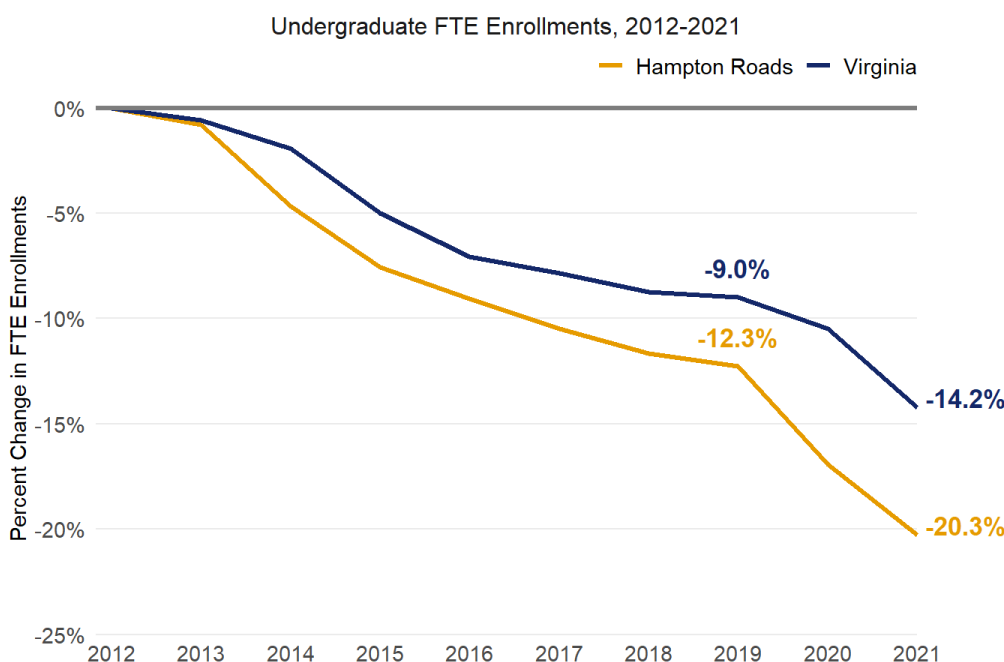
Change in Undergraduate Enrollments, Virginia and Hampton Roads Institutions

Why is it important?

Trends in the total number of undergraduate enrollments can be influenced by several factors, including the national economy, shifting demographics, and increasing competition from institutions in other regions.

How are we doing?

Both the region and Virginia institutions have experienced a steady decline in undergraduate enrollments, but the region's enrollments have declined at a faster pace, a trend that has accelerated since the pandemic.



Source: IPEDS College Completions by 2-digit CIP and HRPDC. Virginia portion of the Hampton Roads MSA. Estimates reflect enrollments at post-secondary degree granting institutions by academic year.